

DRY ASSOCIATES UNIT TRUST FACT SHEET

BALANCED FUND (KES)



DRY ASSOCIATES LTD
Investment Bank

SEPTEMBER 2021

KEY BENEFITS & DETAILS

Competitive Returns: Comparable growth rate to the average Balanced Fund in Kenya.

Portfolio Management: Mixture of investments in fixed income and equity securities actively managed to combine both capital appreciation and income generation.

Benchmark: Weighted Blend of NASI, Government Bills & Bonds & US S&P 500 Index

Liquidity: Funds are accessible within 3 business days

Fund Size: KES 50.53 Million

Inception Date: 1st July 2016

Number of Holdings: 20 (as at 31st August 2021)

Entry/Exit Fees: 4%, 3%, 2% or 1%, if redeemed within 1, 2, 3 or 4 years respectively

Total Expense Ratio: 3.48% p.a.

Interest & Dividends: Accumulated. Statements show capital appreciation

Min. Initial Investment: KES 1,000,000

Min. Top-up amount: KES 250,000

Min. Redemption: KES 250,000

Withdrawals: Anytime and paid within 3 business days

Statements: Emailed monthly

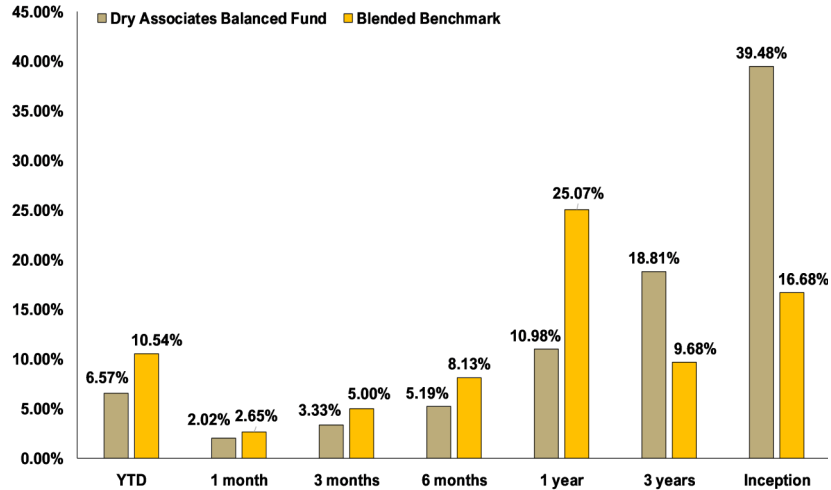


Trustee

Custodian

Fund Manager

FUND PERFORMANCE



FUND OBJECTIVE

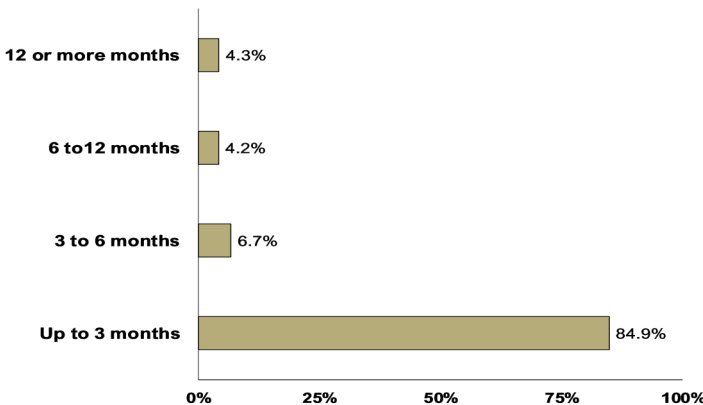
This fund is designed for wealth accumulation and investors are encouraged to invest for periods of at least 5 years or longer. The geographic focus of this fund is in Kenya and the East African Community countries, as well as "Offshore" assets.

This fund is ideal for investors to diversify their medium term investment portfolios. The fund offers a lower risk than pure equity-oriented funds. The debt component of the fund delivers stability, while the equity component seeks to deliver longer-term returns. This asset class diversification limits the portfolio from downside risk if either debt or equity components enter into a bearish phase.

RISK PROFILE

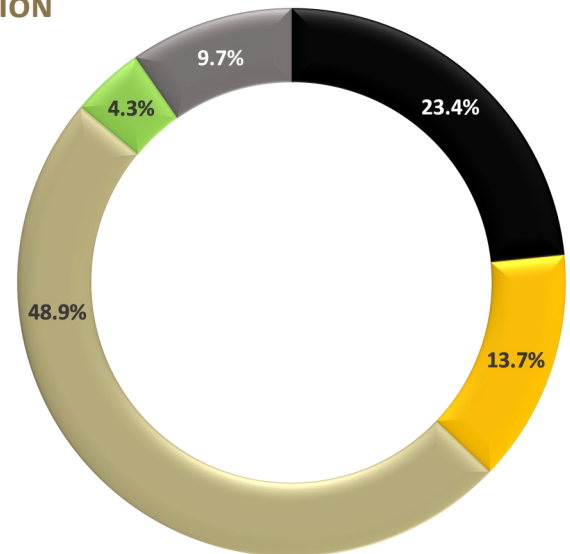


MATURITY PROFILE



ASSET ALLOCATION

- Fixed & Call Deposits
- Corporate Debt
- Equity Portfolio
- Treasury Bonds
- Offshore Investments



RETURNS

| | |
|-----------------------------------|--------|
| Month to Date | -0.02% |
| Previous Month | 1.31% |
| Quarter to Date | -0.02% |
| Previous Quarter | 2.95% |
| Year to Date | 4.47% |
| Previous Year | 6.73% |
| 3-Year Annualised Return | 5.89% |
| Annualised Return Since Inception | 6.46% |

* Dry Associates Unit Trust yields are published NET of all fees; cumulative fund performance

STATUTORY DISCLAIMER

The information contained in this Dry Associates Unit Trust Fact Sheet does not constitute legal, tax or investment advice. Dry Associates encourages any prospective investor to seek independent professional advice concerning this product before making an investment. Past performance is not necessarily an indicator of future performance. The value of units may go up as well as down, as the value of the underlying assets may change at any given time. The Dry Associates Unit Trust Fact Sheet is meant for information purposes of the intended recipient only and is not a solicitation to buy or sell. Dry Associates does not take any liability concerning the correctness or accuracy of the information contained herein. Unit Trust prices are calculated daily and published in nationwide newspapers. There are no guarantees whether expressed or implied made by Dry Associates, the Trustee or Custodian to the Dry Associates Unit Trust Scheme on any Investment made.

CONTACT

Dry Associates House, Brookside Grove, Westlands
P.O. Box 684-00606, Nairobi, Kenya
0705 799 971 | 0705 849 429 | 0738 253 811 | 020 4450520/1
unittrust@dryassociates.com | www.dryassociates.com